

HYDRAULIC TORQUE WRENCHES

ISO 9001:2000 Certified





IBT Series Square Drive Torque Wrenches

IBT Series Square Drive Torque Wrenches offer a compact design, constructed of aluminum-titanium alloy and super high strength steel alloy for increased strength and durability while minimizing the weight. The IBT Series is available in an 82-ft-lbs. to 53,100 ft-lbs. torque range.

Low Series Low Profile Torque Wrenches

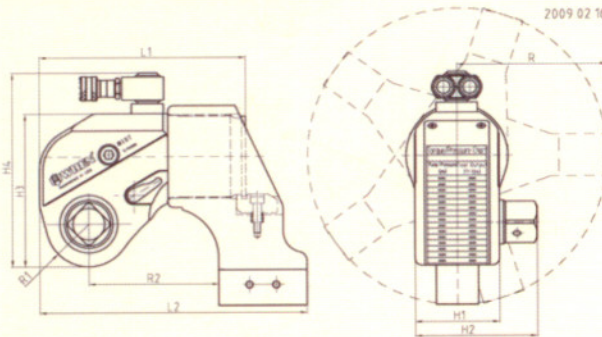
Low Series Low Profile Wrenches are essential tools for limited clearance applications. The versatile Low Series supports an extensive range of interchangeable hexagon ratchet links that deliver a torque range of 150 ft-lbs. to 30,000 ft-lbs.



SPECIFICATIONS

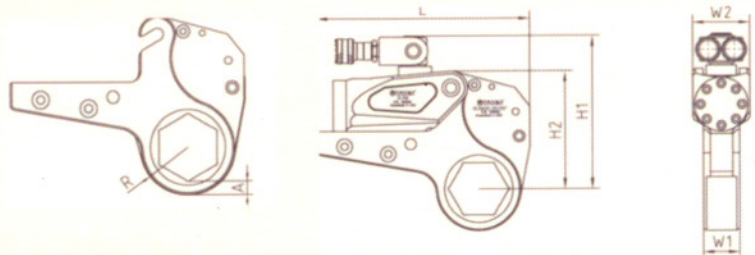
IBT Series - Square Drive Torque Wrenches

Model	.75	1	3	5	8	10	20	25	35	50
Torque (Ft-lbs)	82-820	128-1282	325-3250	555-5552	750-7500	1100-11,000	1900-19,050	2455-24,500	3440-34,400	5100-51,000
Weight	4 lbs.	5.5 lbs.	11 lbs.	17 lbs.	24 lbs.	33 lbs.	58 lbs.	77 lbs.	110 lbs.	191 lbs.
Drive	.75"	.75"	1.00"	1.50"	1.50"	1.50"	2.50"	2.50"	2.50"	2.50"
L1 (inch)	4.40	5.74	7.07	8.36	8.81	9.74	12.21	12.82	14.79	15.88
L2 (inch)	5.53	6.89	9.09	10.74	11.63	12.6	15.22	15.92	18.48	20.49
H1 (inch)	1.67	1.99	2.70	3.18	3.57	3.97	4.76	5.44	6.07	6.35
H2 (inch)	2.61	2.86	3.77	4.88	5.32	5.64	7.27	7.94	8.58	8.85
H3 (inch)	3.03	3.81	5.04	5.92	6.63	7.23	8.73	9.81	11.20	11.55
H4 (inch)	4.29	5.20	6.99	7.90	8.61	9.21	10.72	11.79	13.18	13.54
R (inch)	2.98	3.63	4.9	5.56	6.55	7.07	8.46	9.05	9.67	10.24
R1 (inch)	0.81	1.03	1.35	1.55	1.87	2.02	2.34	2.62	3.06	3.22
R2 (inch)	2.71	3.37	0.04	5.44	6.07	6.11	7.38	7.90	9.57	10.28



LOW Series - Low Profile Torque Wrenches

Model	2 LOW		4 LOW		8 LOW		14 LOW		30 LOW	
Torque (Ft-lbs)	170-1,700		430-4,320		800-8,000		1366-13,660		3050-30,500	
Bolt (inch)	3/4 - 2 ³ / ₁₆	2 ¹ / ₄ - 2 ³ / ₈	1 ⁵ / ₁₆ - 2 ⁹ / ₁₆	2 ⁵ / ₈ - 3 ¹ / ₁₆	1 ⁶ / ₁₆ - 3 ³ / ₄	3 ¹³ / ₁₆ - 4 ¹ / ₈	2 - 4 ⁵ / ₈		3 ¹ / ₈ - 6 ¹ / ₈	6 ⁵ / ₁₆ - 6 ⁷ / ₈
Power Head (lbs)	2.25	2.25	4.40	4.40	7.25	7.25	12.10		25.00	25.00
Ratchet Link (lbs)	3.50	3.75	9.75	10.00	18.00	19.00	25.00		64.00	66.00
L (inch)	7.73	7.73	9.65	9.70	11.81	11.85	14.21		16.93	17.36
H1 (inch)	4.96	5.06	6.97	7.63	8.15	8.50	9.41		11.93	12.40
H2 (inch)	4.03	4.13	5.34	5.74	6.65	7.01	8.03		10.71	11.22
W1 (inch)	1.25	1.25	1.65	1.65	2.08	2.08	2.52		3.35	3.35
W2 (inch)	2.00	2.00	2.60	2.60	3.27	3.27	3.89		5.16	5.16



IBT 866-648-4151 www.wrentools.com

ISO 9001:2000 Certified